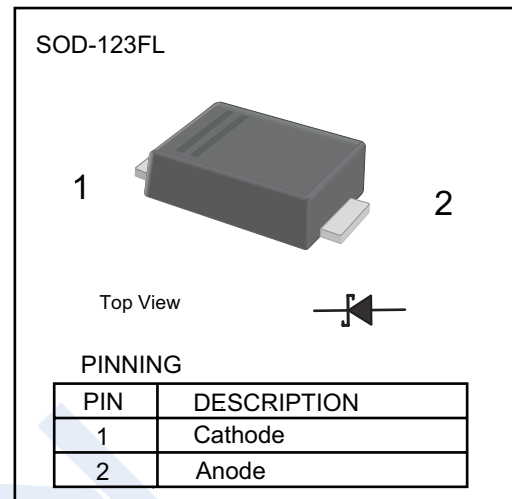


## Schottky Diodes

### SS32FL ~ SS320FL

#### ■ Features

- Metal silicon junction, majority carrier conduction
- For surface mounted applications
- Low power loss, high efficiency
- High forward surge current capability
- For use in low voltage, high frequency inverters, free wheeling, and polarity protection applications



#### ■ Absolute Maximum Ratings $T_A = 25^\circ\text{C}$ unless otherwise specified

Parameter	Symbol	SS 32FL	SS 34FL	SS 36FL	SS 38FL	SS 310FL	SS 312FL	SS 315FL	SS 320FL	Unit
Repetitive Peak Reverse Voltage	$V_{RRM}$	20	40	60	80	100	120	150	200	V
Surge Peak Reverse Voltage	$V_{RSM}$	14	28	42	56	70	84	105	140	
Maximum DC Blocking Voltage	$V_{DC}$	20	40	60	80	100	120	150	200	
Averaged Forward Current	$I_O$	3								A
Peak forward surge current	$I_{FSM}$	80				70				
Instantaneous Forward Voltage at 3A	$V_F$	0.55		0.7		0.85		0.95		V
Maximum DC Reverse Current at rated DC blocking voltage	$I_R$	$T_A=25^\circ\text{C}$ 0.5		$T_A=100^\circ\text{C}$ 10		0.3		5		mA
Typical Junction Capacitance *1	$C_j$	250		160						
Typical thermal resistance *2	$R_{thJA}$	80								$^\circ\text{C}/\text{W}$
Junction Temperature	$T_j$	150								$^\circ\text{C}$
Storage Temperature	$T_{slg}$	-55 to 150								

\* 1 Measured at 1MHz and applied reverse voltage of 4V D.C

\* 2 P.C.B. mounted with 2" × 2" (5×5 cm) copper pad areas.

#### ■ Marking

NO.	SS32FL	SS34FL	SS36FL	SS38FL	SS310FL	SS312FL	SS315FL	SS320FL
Marking	S32	S34	S36	S38	S310	S312	S315	S320

# Schottky Diodes

## SS32FL ~ SS320FL

■ Typical Characteristics

Fig.1 Forward Current Derating Curve

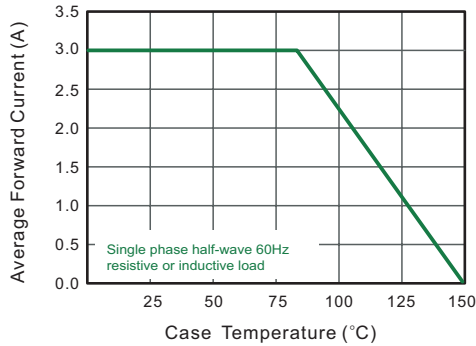


Fig.2 Typical Reverse Characteristics

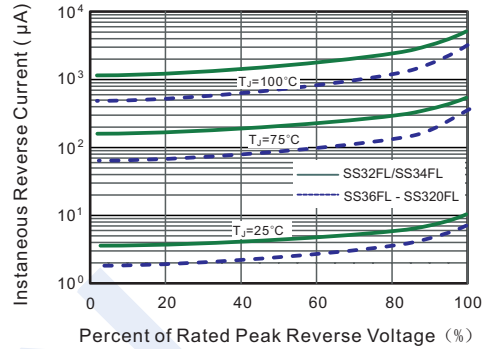


Fig.3 Typical Forward Characteristic

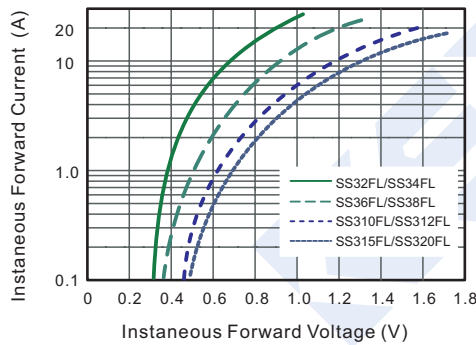


Fig.4 Typical Junction Capacitance

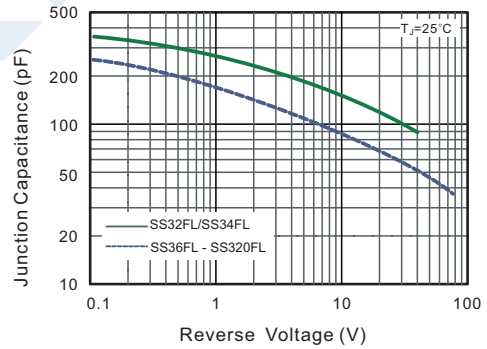


Fig.5 Maximum Non-Repetitive Peak Forward Surge Current

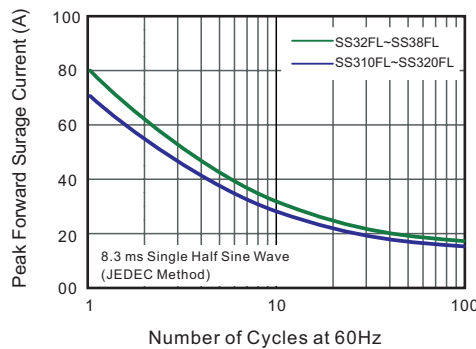
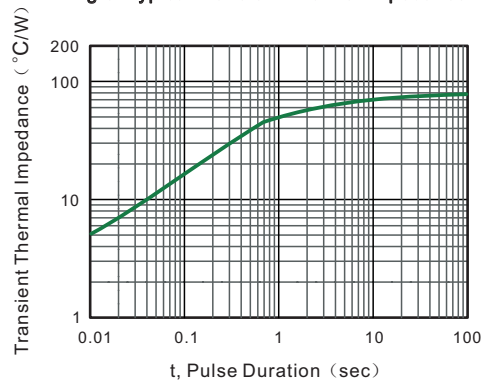


Fig.6- Typical Transient Thermal Impedance

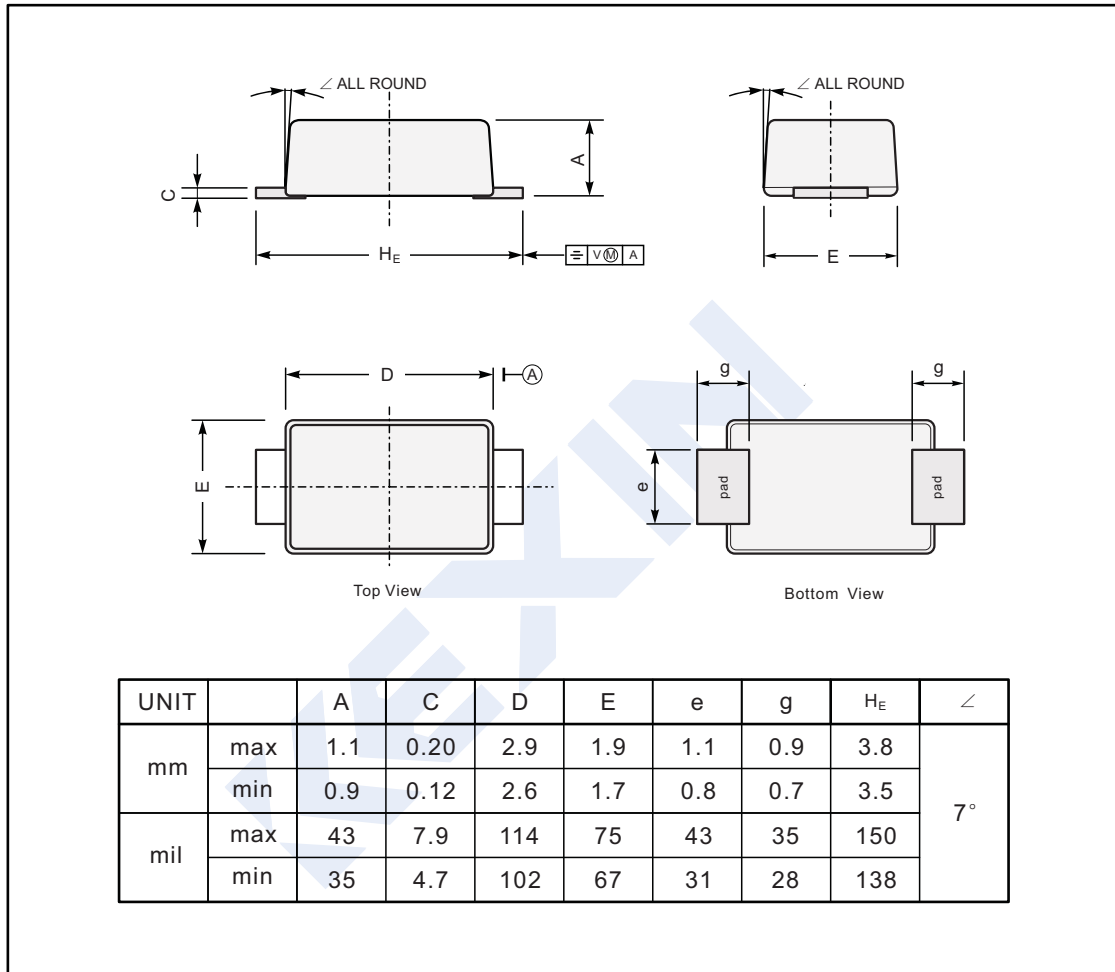


## Schottky Diodes SS32FL ~ SS320FL

■ Package Outline Dimensions

Plastic surface mounted package; 2 leads

SOD-123FL



■ The Recommended Mounting Pad Size

